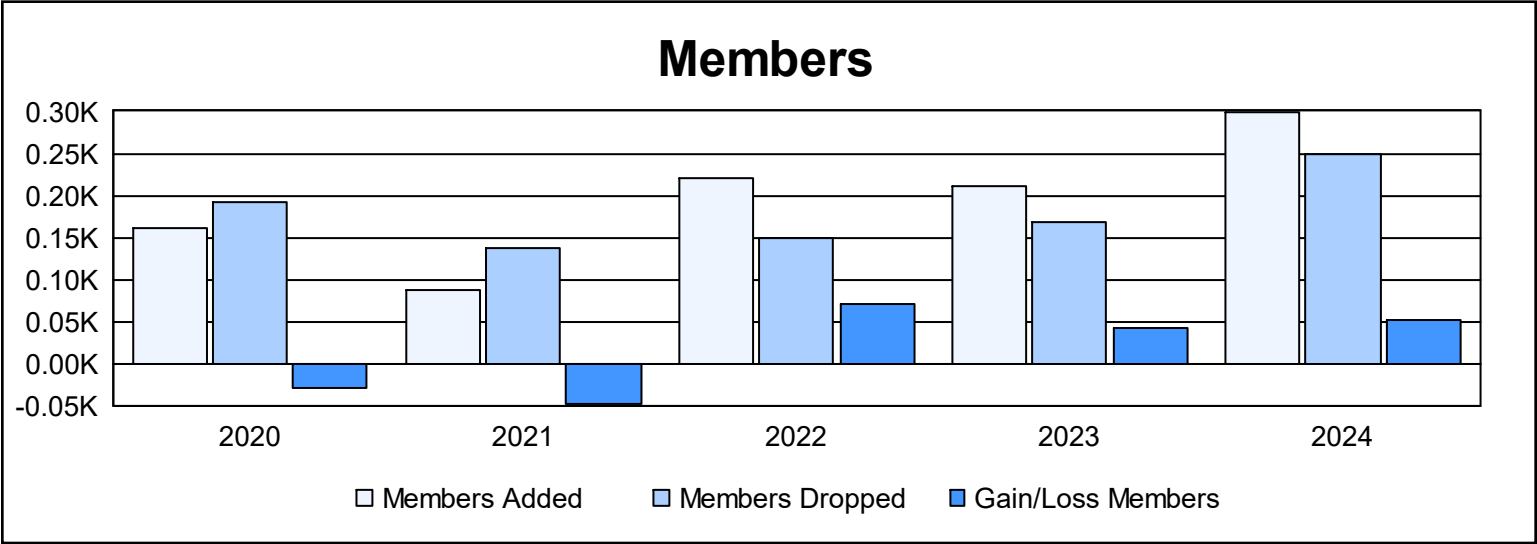
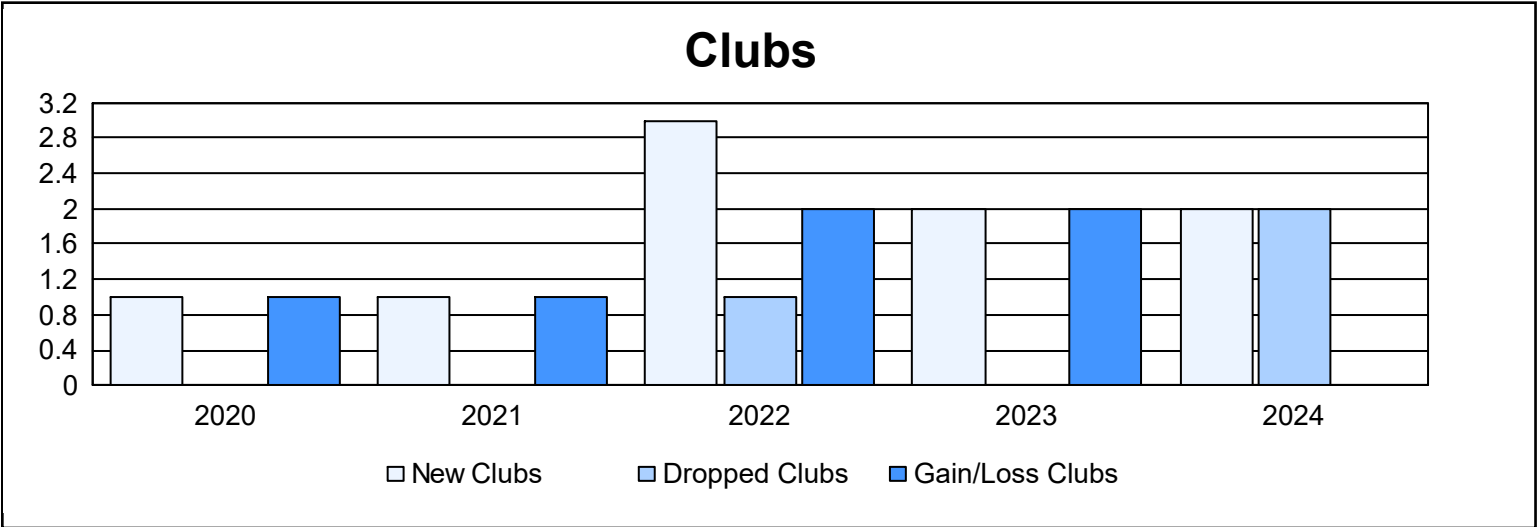
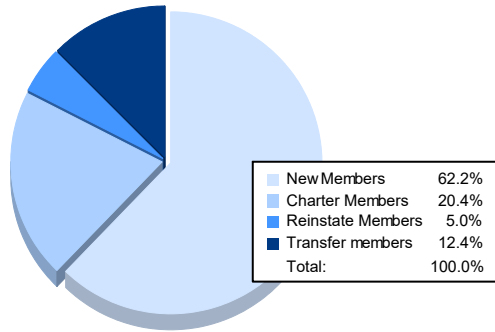


| Year | New Clubs | Dropped Clubs | Gain/ Loss Clubs | New Members | Charter Members | Reinstate Members | Transfer Members | Total Member Added | Total Members Dropped | Gain/ Loss Members |
|-----------|-----------|---------------|------------------|-------------|-----------------|-------------------|------------------|--------------------|-----------------------|--------------------|
| 2019-2020 | 1 | 0 | 1 | 110 | 33 | 2 | 17 | 162 | 191 | -29 |
| 2020-2021 | 1 | 0 | 1 | 55 | 22 | 4 | 7 | 88 | 137 | -49 |
| 2021-2022 | 3 | 1 | 2 | 123 | 81 | 1 | 15 | 220 | 150 | 70 |
| 2022-2023 | 2 | 0 | 2 | 129 | 57 | 5 | 19 | 210 | 167 | 43 |
| 2023-2024 | 2 | 2 | 0 | 186 | 61 | 15 | 37 | 299 | 248 | 51 |
| Average | 2 | 1 | 1 | 121 | 51 | 5 | 19 | 196 | 179 | 17 |



Membership Composition June 2024 Cumulative



Gender Composition June 2024 Cumulative

